

ADCC - pour câble non armé sous conduit

Presse-étoupes ATEX



Applications

Les presse-étoupes ADCC permettent de raccorder un câble non armé circulant sous un conduit flexible sur un appareil électrique Ex d, Ex e, Ex t, Ex nR, Ex i ou Ex p situé en zones à risques d'explosions.

Une large plage de filetages mâles est disponible, de M20 à M110 en ISO ou de 1/2" à 4" en NPT, pour couvrir toutes les tailles de câbles.

Ces presse-étoupes sont fabriqués en laiton nickelé, ou en inox 316L pour une meilleure résistance à la corrosion dans les environnements industriels difficiles (usines chimiques, sites offshore, etc...).

La bague d'étanchéité en silicone supporte des températures extrêmes et permet d'obtenir une parfaite étanchéité antidéflagrante sur la gaine externe du câble. Cette bague d'étanchéité intègre un opercule antipoussière, pour une protection temporaire de vos équipements pendant le transport. Le chapeau intègre un filetage femelle qui permet de recevoir un raccord (type Judodix) adapté au conduit flexible.

Le conduit assure une protection mécanique maximale du câble dans les environnements extrêmes (pincements, écrasements, rongeurs, produits corrosifs, etc...)



Autres certificats



Types de câbles compatibles

- Câble non armé sous conduit flexible
- Câble blindé sous conduit flexible

Les points forts

Une sécurité à toute épreuve :

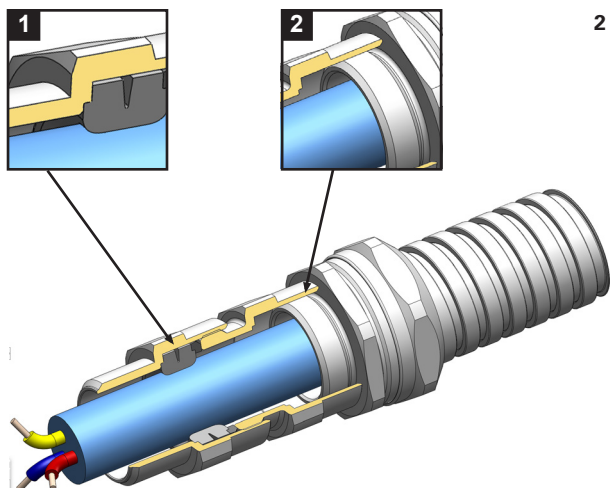
- Certifications ATEX et IECEx
- Nombreuses autres certifications internationales
- Utilisables en toute sécurité en zones 1, 2, 21 et 22
- Indice de protection élevé IP66 / IP68

Performants et pratiques :

- Installation simple et rapide
- Large plage de température ambiante admissible
- Fiabilité éprouvée en environnements industriels sévères
- Multiples options pour le filetage femelle (ISO, NPT, BSPP)

Illustration 3D du fonctionnement

- 1 : Bague élastomère en silicone pour garantir l'étanchéité antidéflagrante sur la gaine externe du câble.
- 2 : Chapeau avec filetage femelle pour recevoir le raccord du conduit.



ADCC - pour câble non armé sous conduit

Presse-étoupes ATEX

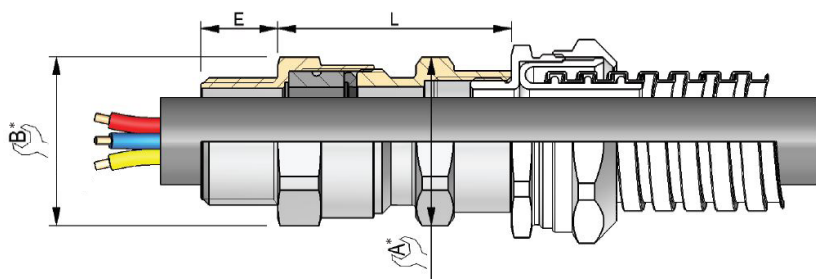
Caractéristiques techniques

Presse-étoupes ADCC	
Marquage ATEX	Ex II 2G - Ex db IIC / Ex eb IIC Ex II 2D - Ex tb IIIC Ex II 3G - Ex nRc IIC
Attestation d'examen UE de type	INERIS 12 ATEX 0032X
Certification IECEx	IECEx INE 12.0025X
Autres certificats	Brésil* : INMETRO NCC 19.0065X Chine* : CCC 2020322313001353 Corée du Sud* : KOSHA 2015-B0-249 à 252 Emirats Arabes Unis (U.A.E) : ECASEX Inde* : PESO P477264/1 Royaume-Uni* : UKCA CML 21UKEX1302X Russie, Biélorussie, Kazakhstan, Arménie, Kirghizistan* : EAC RU C-GB, A, II, 07.B, 04354/22 <i>* Pour les projets qui imposent un marquage sur le produit, merci de contacter au préalable notre service clients</i>
Applications Marine et offshore	ABS : 19-RJ1912511-PDA BV : 40910/B0 BV DNV : TAE000010X Lloyds : 11/00072
Protection déluge	DTS 01-1991
Température ambiante admissible	-60 °C à +140 °C
Indice de Protection	IP66 / IP68 (testé 30m 7j) avec joint fibre <i>(pour plus de détails, consulter notre guide technique)</i>
Matériaux	Corps et chapeau en laiton nickelé ou inox 316L Bague d'étanchéité en silicone Grain en polyamide 6.6 (jusqu'à la taille n°9) Grain en laiton nickelé (à partir de la taille n°10)
Montage	Sur trou lisse ou trou taraudé
Filetage	Métrique selon ISO965-1 et ISO965-3 NPT selon ANSI/ASME B1.20.1 BSPP selon ISO 228
Pas pour filetage ISO	1,5 mm de M12 à M75 et 2,0 mm de M90 à M110

ADCC ISO/ISO - pour câble non armé sous conduit

Presse-étoupes ATEX

Codes commandes standards



* Pour les dimensions «sur-angles», multipliez les cotes «sur-plats» par 1,1

FILETAGE MÂLE ISO	TAILLE N°	PLAGE DE SERRAGE GAINÉ EXTERNE MIN - MAX	CODE PLAGE DE SERRAGE	FILETAGE FEMELLE ISO	DIMENSIONS				RÉFÉRENCE LAITON NICKELÉ	RÉFÉRENCE INOX 316L
					A	B	E	Lmax		
M20	3	2,8 - 5,5	0	M20	24,0	24,0	15,0	35,3	ADCCM200M20NPN	ADCCM200M20SSN
M20	4	4,5 - 8,5	1	M20	24,0	24,0	15,0	36,2	ADCCM201M20NPN	ADCCM201M20SSN
M20	5	7,0 - 12,0	2	M20	24,0	24,0	15,0	39,0	ADCCM202M20NPN	ADCCM202M20SSN
M20	6	10,0 - 16,0	3	M20	24,0	24,0	15,0	41,8	ADCCM203M20NPN	ADCCM203M20SSN
M20	6	10,0 - 16,0	3	M25	30,0	24,0	15,0	42,0	ADCCM203M25NPN	ADCCM203M25SSN
M25	6	10,0 - 16,0	2	M25	30,0	28,0*	15,0	42,0	ADCCM252M25NPN	ADCCM252M25SSN*
M25	7	13,5 - 20,5	3	M25	30,0	30,0	15,0	45,7	ADCCM253M25NPN	ADCCM253M25SSN
M25	7	13,5 - 20,5	3	M32	41,0	30,0	15,0	46,3	ADCCM253M32NPN	ADCCM253M32SSN
M32	7	13,5 - 21,0	2	M32	41,0	36,0	15,0	46,3	ADCCM322M32NPN	ADCCM322M32SSN
M32	8	18,0 - 27,5	3	M32	41,0	41,0	15,0	52,6	ADCCM323M32NPN	ADCCM323M32SSN
M32	8	18,0 - 27,5	3	M40	48,0	41,0	15,0	52,6	ADCCM323M40NPN	ADCCM323M40SSN
M40	8	18,0 - 27,5	2	M40	48,0	44,0	15,0	52,6	ADCCM402M40NPN	ADCCM402M40SSN
M40	9	23,0 - 34,0	3	M40	48,0	48,0	15,0	56,3	ADCCM403M40NPN	ADCCM403M40SSN
M40	9	23,0 - 34,0	3	M50	55,0	48,0	15,0	56,7	ADCCM403M50NPN	ADCCM403M50SSN
M50	9	23,0 - 34,0	1	M50	55,0	55,0	16,0	56,7	ADCCM501M50NPN	ADCCM501M50SSN
M50	10	29,0 - 41,0	2	M50	55,0	55,0	16,0	58,9	ADCCM502M50NPN	ADCCM502M50SSN
M50	11	35,0 - 45,0	3	M50	64,0	64,0	16,0	62,0	ADCCM503M50NPN	ADCCM503M50SSN
M50	11	35,0 - 45,0	3	M63	72,0	64,0	16,0	63,0	ADCCM503M63NPN	ADCCM503M63SSN
M63	11	35,0 - 48,0	2	M63	72,0	67,0	17,0	63,0	ADCCM632M63NPN	ADCCM632M63SSN
M63	12	42,0 - 56,0	3	M63	72,0	72,0	17,0	66,0	ADCCM633M63NPN	ADCCM633M63SSN
M63	12	42,0 - 56,0	3	M75	85,0	72,0	17,0	67,0	ADCCM633M75NPN	ADCCM633M75SSN
M75	12	42,0 - 56,0	2	M75	85,0	85,0	18,0	67,0	ADCCM752M75NPN	ADCCM752M75SSN
M75	13	50,0 - 65,0	3	M75	85,0	85,0	18,0	72,5	ADCCM753M75NPN	ADCCM753M75SSN
M75	13	50,0 - 65,0	3	M90	110,0	85,0	18,0	77,5	ADCCM753M90NPN	ADCCM753M90SSN
M90	14	58,0 - 74,0	2	M90	110,0	95,0	22,0	79,7	ADCCM902M90NPN	ADCCM902M90SSN
M90	15	66,0 - 83,0	3	M90	110,0	110,0	22,0	86,7	ADCCM903M90NPN	ADCCM903M90SSN
M110	16	75,0 - 93,0	2	M110	120,0	120,0	22,0	85,7	ADCCM1102M110NPN	ADCCM1102M110SSN
M110	17	85,0 - 104,0	3	M110	135,0	135,0	22,0	94,2	ADCCM1103M110NPN	ADCCM1103M110SSN

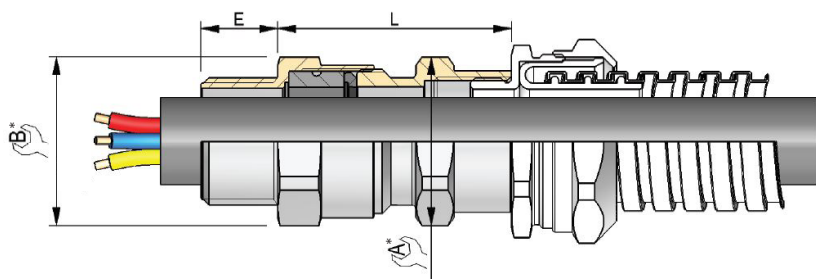
* Pour la version inox ADCCM252M25SSN, la cote B est de 29,0 mm.

Toutes dimensions en mm.

ADCC ISO/NPT - pour câble non armé sous conduit

Presse-étoupes ATEX

Codes commandes standards



* Pour les dimensions «sur-angles», multipliez les cotes «sur-plats» par 1,1

FILETAGE MÂLE ISO	TAILLE N°	PLAGE DE SERRAGE GAINÉ EXTERNE MIN - MAX	CODE PLAGE DE SERRAGE	FILETAGE FEMELLE NPT	DIMENSIONS				RÉFÉRENCE LAITON NICKELÉ	RÉFÉRENCE INOX 316L
					A	B	E	Lmax		
M20	3	2,8 - 5,5	0	1/2"	24,0	24,0	15,0	34,2	ADCCM200N050NPN	ADCCM200N050SSN
M20	4	4,5 - 8,5	1	1/2"	24,0	24,0	15,0	35,1	ADCCM201N050NPN	ADCCM201N050SSN
M20	5	7,0 - 12,0	2	1/2"	24,0	24,0	15,0	37,9	ADCCM202N050NPN	ADCCM202N050SSN
M20	6	10,0 - 16,0	3	1/2"	24,0	24,0	15,0	40,4	ADCCM203N050NPN	ADCCM203N050SSN
M20	6	10,0 - 16,0	3	3/4"	30,0	24,0	15,0	41,4	ADCCM203N075NPN	ADCCM203N075SSN
M25	6	10,0 - 16,0	2	3/4"	30,0	28,0*	15,0	41,4	ADCCM252N075NPN	ADCCM252N075SSN*
M25	7	13,5 - 20,5	3	3/4"	30,0	30,0	15,0	44,8	ADCCM253N075NPN	ADCCM253N075SSN
M25	7	13,5 - 20,5	3	1"	41,0	30,0	15,0	48,4	ADCCM253N100NPN	ADCCM253N100SSN
M32	7	13,5 - 21,0	2	1"	41,0	36,0	15,0	48,4	ADCCM322N100NPN	ADCCM322N100SSN
M32	8	18,0 - 27,5	3	1"	41,0	41,0	15,0	53,6	ADCCM323N100NPN	ADCCM323N100SSN
M32	8	18,0 - 27,5	3	1 1/4"	48,0	41,0	15,0	55,2	ADCCM323N125NPN	ADCCM323N125SSN
M40	8	18,0 - 27,5	2	1 1/4"	48,0	44,0	15,0	55,2	ADCCM402N125NPN	ADCCM402N125SSN
M40	9	23,0 - 34,0	3	1 1/4"	48,0	48,0	15,0	58,8	ADCCM403N125NPN	ADCCM403N125SSN
M40	9	23,0 - 34,0	3	1 1/2"	55,0	48,0	15,0	59,3	ADCCM403N150NPN	ADCCM403N150SSN
M50	9	23,0 - 34,0	1	1 1/2"	55,0	55,0	16,0	59,3	ADCCM501N150NPN	ADCCM501N150SSN
M50	10	29,0 - 41,0	2	1 1/2"	55,0	55,0	16,0	61,5	ADCCM502N150NPN	ADCCM502N150SSN
M50	11	35,0 - 45,0	3	1 1/2"	64,0	64,0	16,0	64,0	ADCCM503N150NPN	ADCCM503N150SSN
M50	11	35,0 - 45,0	3	2"	72,0	64,0	16,0	66,0	ADCCM503N200NPN	ADCCM503N200SSN
M63	11	35,0 - 48,0	2	2"	72,0	67,0	17,0	66,0	ADCCM632N200NPN	ADCCM632N200SSN
M63	12	42,0 - 56,0	3	2"	72,0	72,0	17,0	68,0	ADCCM633N200NPN	ADCCM633N200SSN
M63	12	42,0 - 56,0	3	2 1/2"	85,0	72,0	17,0	79,2	ADCCM633N250NPN	ADCCM633N250SSN
M75	12	42,0 - 56,0	2	2 1/2"	85,0	85,0	18,0	79,2	ADCCM752N250NPN	ADCCM752N250SSN
M75	13	50,0 - 65,0	3	2 1/2"	85,0	85,0	18,0	83,3	ADCCM753N250NPN	ADCCM753N250SSN
M75	13	50,0 - 65,0	3	3"	110,0	85,0	18,0	86,6	ADCCM753N300NPN	ADCCM753N300SSN
M90	14	58,0 - 74,0	2	3"	110,0	95,0	22,0	89,0	ADCCM902N300NPN	ADCCM902N300SSN
M90	15	66,0 - 83,0	3	3"	110,0	110,0	22,0	93,5	ADCCM903N300NPN	ADCCM903N300SSN
M110	16	75,0 - 93,0	2	3 1/2"	120,0	120,0	22,0	94,7	ADCCM1102N350NPN	ADCCM1102N350SSN
M110	17	85,0 - 104,0	3	4"	135,0	135,0	22,0	105,5	ADCCM1103N400NPN	ADCCM1103N400SSN

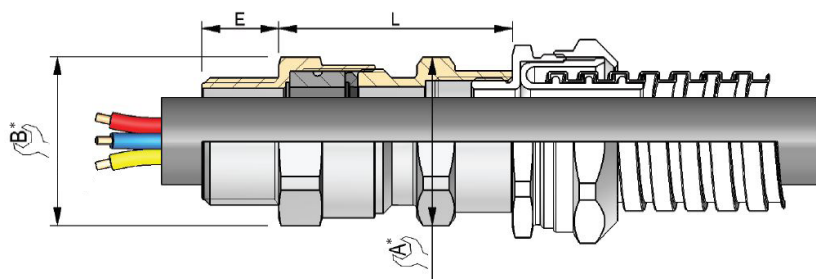
* Pour la version inox ADCCM252N075SSN, la cote B est de 29,0 mm

Toutes dimensions en mm.

ADCC ISO/BSPP - pour câble non armé sous conduit

Presse-étoupes ATEX

Codes commandes standards



* Pour les dimensions «sur-angles», multipliez les cotes «sur-plats» par 1,1

FILETAGE MÂLE ISO	TAILLE N°	PLAGE DE SERRAGE GAINÉ EXTERNE MIN - MAX	CODE PLAGE DE SERRAGE	FILETAGE FEMELLE BSPP	DIMENSIONS				RÉFÉRENCE LAITON NICKELÉ	RÉFÉRENCE INOX 316L
					A	B	E	Lmax		
M20	3	2,8 - 5,5	0	1/2"	24,0	24,0	15,0	35,3	ADCCM200G050NPN	ADCCM200G050SSN
M20	4	4,5 - 8,5	1	1/2"	24,0	24,0	15,0	36,2	ADCCM201G050NPN	ADCCM201G050SSN
M20	5	7,0 - 12,0	2	1/2"	24,0	24,0	15,0	39,0	ADCCM202G050NPN	ADCCM202G050SSN
M20	6	10,0 - 16,0	3	1/2"	24,0	24,0	15,0	41,5	ADCCM203G050NPN	ADCCM203G050SSN
M20	6	10,0 - 16,0	3	3/4"	30,0	24,0	15,0	42,0	ADCCM203G075NPN	ADCCM203G075SSN
M25	6	10,0 - 16,0	2	3/4"	30,0	28,0*	15,0	42,0	ADCCM252G075NPN	ADCCM252G075SSN*
M25	7	13,5 - 20,5	3	3/4"	30,0	30,0	15,0	46,1	ADCCM253G075NPN	ADCCM253G075SSN
M25	7	13,5 - 20,5	3	1"	41,0	30,0	15,0	49,3	ADCCM253G100NPN	ADCCM253G100SSN
M32	7	13,5 - 21,0	2	1"	41,0	36,0	15,0	49,3	ADCCM322G100NPN	ADCCM322G100SSN
M32	8	18,0 - 27,5	3	1"	41,0	41,0	15,0	55,5	ADCCM323G100NPN	ADCCM323G100SSN
M32	8	18,0 - 27,5	3	1 1/4"	48,0	41,0	15,0	55,6	ADCCM323G125NPN	ADCCM323G125SSN
M40	8	18,0 - 27,5	2	1 1/4"	48,0	44,0	15,0	55,6	ADCCM402G125NPN	ADCCM402G125SSN
M40	9	23,0 - 34,0	3	1 1/4"	48,0	48,0	15,0	59,5	ADCCM403G125NPN	ADCCM403G125SSN
M40	9	23,0 - 34,0	3	1 1/2"	55,0	48,0	15,0	59,7	ADCCM403G150NPN	ADCCM403G150SSN
M50	9	23,0 - 34,0	1	1 1/2"	55,0	55,0	16,0	59,7	ADCCM501G150NPN	ADCCM501G150SSN
M50	10	29,0 - 41,0	2	1 1/2"	55,0	55,0	16,0	61,9	ADCCM502G150NPN	ADCCM502G150SSN
M50	11	35,0 - 45,0	3	1 1/2"	64,0	64,0	16,0	63,5	ADCCM503G150NPN	ADCCM503G150SSN
M50	11	35,0 - 45,0	3	2"	64,0	64,0	16,0	66,0	ADCCM503G200NPN	ADCCM503G200SSN
M63	11	35,0 - 48,0	2	2"	64,0	67,0	17,0	66,0	ADCCM632G200NPN	ADCCM632G200SSN
M63	12	42,0 - 56,0	3	2"	85,0	72,0	17,0	70,0	ADCCM633G200NPN	ADCCM633G200SSN
M63	12	42,0 - 56,0	3	2 1/2"	85,0	72,0	17,0	70,0	ADCCM633G250NPN	ADCCM633G250SSN
M75	12	42,0 - 56,0	2	2 1/2"	85,0	85,0	18,0	70,0	ADCCM752G250NPN	ADCCM752G250SSN
M75	13	50,0 - 65,0	3	2 1/2"	85,0	85,0	18,0	75,3	ADCCM753G250NPN	ADCCM753G250SSN
M75	13	50,0 - 65,0	3	3"	95,0	85,0	18,0	75,3	ADCCM753G300NPN	ADCCM753G300SSN
M90	14	58,0 - 74,0	2	3"	95,0	95,0	22,0	77,7	ADCCM902G300NPN	ADCCM902G300SSN
M90	15	66,0 - 83,0	3	3"	110,0	110,0	22,0	84,7	ADCCM903G300NPN	ADCCM903G300SSN
M110	16	75,0 - 93,0	2	3 1/2"	120,0	120,0	22,0	83,8	ADCCM1102G350NPN	ADCCM1102G350SSN
M110	17	85,0 - 104,0	3	4"	135,0	135,0	22,0	92,2	ADCCM1103G400NPN	ADCCM1103G400SSN

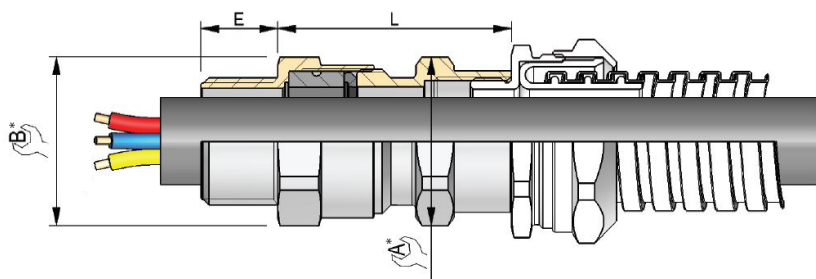
* Pour la version inox ADCCM252G075SSN, la cote B est de 29,0 mm

Toutes dimensions en mm.

ADCC NPT/ISO - pour câble non armé sous conduit

Presse-étoupes ATEX

Codes commandes standards



* Pour les dimensions «sur-angles», multipliez les cotes «sur-plats» par 1,1

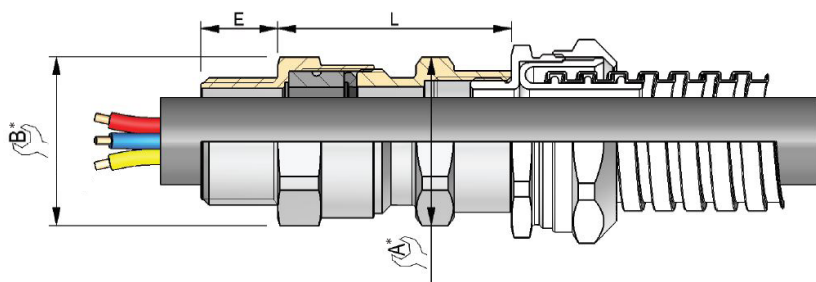
FILETAGE MÂLE NPT	TAILLE N°	PLAGE DE SERRAGE GAINÉ EXTERNE MIN - MAX	CODE PLAGE DE SERRAGE	FILETAGE FEMELLE ISO	DIMENSIONS				RÉFÉRENCE LAITON NICKELÉ	RÉFÉRENCE INOX 316L
					A	B	E	Lmax		
1/2"	3	2,8 - 5,5	0	M20	24,0	24,0	22,2	35,3	ADCCN0500M20NPN	ADCCN0500M20SSN
1/2"	4	4,5 - 8,5	1	M20	24,0	24,0	22,2	34,2	ADCCN0501M20NPN	ADCCN0501M20SSN
1/2"	5	7,0 - 12,0	2	M20	24,0	24,0	22,2	37,4	ADCCN0502M20NPN	ADCCN0502M20SSN
1/2"	6	10,0 - 15,5	3	M20	24,0	24,0	22,2	41,8	ADCCN0503M20NPN	ADCCN0503M20SSN
1/2"	6	10,0 - 15,5	3	M25	30,0	24,0	22,2	42,0	ADCCN0503M25NPN	ADCCN0503M25SSN
3/4"	6	10,0 - 16,0	2	M25	30,0	30,0	22,5	41,7	ADCCN0752M25NPN	ADCCN0752M25SSN
3/4"	7	13,5 - 20,5	3	M25	30,0	30,0	22,5	45,7	ADCCN0753M25NPN	ADCCN0753M25SSN
3/4"	7	13,5 - 20,5	3	M32	41,0	30,0	22,5	46,3	ADCCN0753M32NPN	ADCCN0753M32SSN
1"	7	13,5 - 20,5	2	M32	41,0	36,0	27,3	46,3	ADCCN1002M32NPN	ADCCN1002M32SSN
1"	8	18,0 - 26,0	3	M32	41,0	41,0	27,3	52,6	ADCCN1003M32NPN	ADCCN1003M32SSN
1"	8	18,0 - 26,0	3	M40	48,0	41,0	27,3	52,6	ADCCN1003M40NPN	ADCCN1003M40SSN
1"1/4	8	18,0 - 27,5	2	M40	48,0	44,0	28,0	52,6	ADCCN1252M40NPN	ADCCN1252M40SSN
1"1/4	9	23,0 - 34,0	3	M40	48,0	48,0	28,0	56,3	ADCCN1253M40NPN	ADCCN1253M40SSN
1"1/4	9	23,0 - 34,0	3	M50	55,0	48,0	28,0	56,7	ADCCN1253M50NPN	ADCCN1253M50SSN
1"1/2	9	23,0 - 34,0	1	M50	55,0	51,0	28,5	56,7	ADCCN1501M50NPN	ADCCN1501M50SSN
1"1/2	10	29,0 - 41,0	2	M50	55,0	55,0	28,5	59,6	ADCCN1502M50NPN	ADCCN1502M50SSN
2"	11	35,0 - 48,0	2	M63	72,0	64,0	29,2	60,5	ADCCN2002M63NPN	ADCCN2002M63SSN
2"	12	42,0 - 53,0	3	M63	72,0	72,0	29,2	66,0	ADCCN2003M63NPN	ADCCN2003M63SSN
2"	12	42,0 - 53,0	3	M75	85,0	72,0	29,2	67,0	ADCCN2003M75NPN	ADCCN2003M75SSN
2"1/2	12	42,0 - 56,0	2	M75	85,0	80,0	42,5	67,0	ADCCN2502M75NPN	ADCCN2502M75SSN
2"1/2	13	50,0 - 62,5	3	M75	86,0	85,0	42,5	73,0	ADCCN2503M75NPN	ADCCN2503M75SSN
2"1/2	13	50,0 - 62,5	3	M90	95,0	85,0	42,5	78,0	ADCCN2503M90NPN	ADCCN2503M90SSN
3"	14	58,0 - 74,0	2	M90	95,0	95,0	44,0	82,2	ADCCN3002M90NPN	ADCCN3002M90SSN
3"	15	66,0 - 78,0	3	M90	110,0	110,0	44,0	86,7	ADCCN3003M90NPN	ADCCN3003M90SSN
3"1/2	15	66,0 - 78,0	2	M90	110,0	110,0	45,2	86,7	ADCCN3502M90NPN	ADCCN3502M90SSN
3"1/2	16	75,0 - 92,0	3	M110	120,0	120,0	45,2	89,2	ADCCN3503M110NPN	ADCCN3503M110SSN
4"	17	85,0 - 104,0	3	M110	135,0	135,0	46,5	93,2	ADCCN4003M110NPN	ADCCN4003M110SSN

Toutes dimensions en mm.

ADCC NPT/NPT - pour câble non armé sous conduit

Presse-étoupes ATEX

Codes commandes standards



* Pour les dimensions «sur-angles», multipliez les cotes «sur-plats» par 1,1

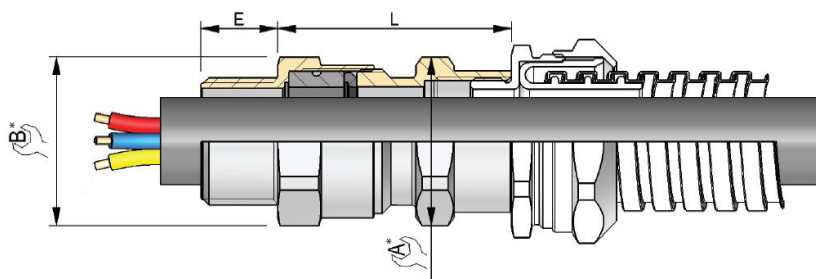
FILETAGE MÂLE NPT	TAILLE N°	PLAGE DE SERRAGE GAINÉ EXTERNE MIN - MAX	CODE PLAGE DE SERRAGE	FILETAGE FEMELLE NPT	DIMENSIONS				RÉFÉRENCE LAITON NICKELÉ	RÉFÉRENCE INOX 316L
					A	B	E	Lmax		
1/2"	3	2,8 - 5,5	0	1/2"	24,0	24,0	22,2	34,2	ADCCN0500N050NPN	ADCCN0500N050SSN
1/2"	4	4,5 - 8,5	1	1/2"	24,0	24,0	22,2	33,1	ADCCN0501N050NPN	ADCCN0501N050SSN
1/2"	5	7,0 - 12,0	2	1/2"	24,0	24,0	22,2	36,3	ADCCN0502N050NPN	ADCCN0502N050SSN
1/2"	6	10,0 - 15,5	3	1/2"	24,0	24,0	22,2	40,4	ADCCN0503N050NPN	ADCCN0503N050SSN
1/2"	6	10,0 - 15,5	3	3/4"	30,0	24,0	22,2	41,4	ADCCN0503N075NPN	ADCCN0503N075SSN
3/4"	6	10,0 - 16,0	2	3/4"	30,0	30,0	22,5	41,1	ADCCN0752N075NPN	ADCCN0752N075SSN
3/4"	7	13,5 - 20,5	3	3/4"	41,0	30,0	22,5	48,4	ADCCN0753N075NPN	ADCCN0753N075SSN
3/4"	7	13,5 - 20,5	3	1"	41,0	30,0	22,5	48,4	ADCCN0753N100NPN	ADCCN0753N100SSN
1"	7	13,5 - 20,5	2	1"	41,0	36,0	27,3	48,4	ADCCN1002N100NPN	ADCCN1002N100SSN
1"	8	18,0 - 26,0	3	1"	41,0	41,0	27,3	53,6	ADCCN1003N100NPN	ADCCN1003N100SSN
1"	8	18,0 - 26,0	3	1 1/4"	48,0	41,0	27,3	55,2	ADCCN1003N125NPN	ADCCN1003N125SSN
1 1/4"	8	18,0 - 27,5	2	1 1/4"	48,0	44,0	28,0	55,2	ADCCN1252N125NPN	ADCCN1252N125SSN
1 1/4"	9	23,0 - 34,0	3	1 1/4"	48,0	48,0	28,0	58,8	ADCCN1253N125NPN	ADCCN1253N125SSN
1 1/4"	9	23,0 - 34,0	3	1 1/2"	55,0	48,0	28,0	59,3	ADCCN1253N150NPN	ADCCN1253N150SSN
1 1/2"	9	23,0 - 34,0	1	1 1/2"	55,0	51,0	28,5	59,3	ADCCN1501N150NPN	ADCCN1501N150SSN
1 1/2"	10	29,0 - 41,0	2	1 1/2"	55,0	55,0	28,5	62,2	ADCCN1502N150NPN	ADCCN1502N150SSN
2"	11	35,0 - 48,0	2	2"	64,0	64,0	29,2	63,5	ADCCN2002N200NPN	ADCCN2002N200SSN
2"	12	42,0 - 53,0	3	2"	72,0	72,0	29,2	68,0	ADCCN2003N200NPN	ADCCN2003N200SSN
2"	12	42,0 - 53,0	3	2 1/2"	85,0	72,0	29,2	79,2	ADCCN2003N250NPN	ADCCN2003N250SSN
2 1/2"	12	42,0 - 56,0	2	2 1/2"	85,0	80,0	42,5	79,2	ADCCN2502N250NPN	ADCCN2502N250SSN
2 1/2"	13	50,0 - 62,5	3	2 1/2"	86,0	85,0	42,5	83,8	ADCCN2503N250NPN	ADCCN2503N250SSN
2 1/2"	13	50,0 - 62,5	3	3"	95,0	85,0	42,5	87,1	ADCCN2503N300NPN	ADCCN2503N300SSN
3"	14	58,0 - 74,0	2	3"	95,0	95,0	44,0	91,5	ADCCN3002N300NPN	ADCCN3002N300SSN
3"	15	66,0 - 78,0	3	3"	110,0	110,0	44,0	93,5	ADCCN3003N300NPN	ADCCN3003N300SSN
3 1/2"	15	66,0 - 78,0	2	3 1/2"	110,0	110,0	45,2	93,5	ADCCN3502N350NPN	ADCCN3502N350SSN
3 1/2"	16	75,0 - 92,0	3	3 1/2"	120,0	120,0	45,2	98,2	ADCCN3503N350NPN	ADCCN3503N350SSN
4"	17	85,0 - 104,0	3	4"	135,0	135,0	46,5	104,5	ADCCN4003N400NPN	ADCCN4003N400SSN

Toutes dimensions en mm.

ADCC NPT/BSPP - pour câble non armé sous conduit

Presse-étoupes ATEX

Codes commandes standards



* Pour les dimensions «sur-angles», multipliez les cotes «sur-plats» par 1,1

FILETAGE MÂLE NPT	TAILLE N°	PLAGE DE SERRAGE GAINÉ EXTERNE MIN - MAX	CODE PLAGE DE SERRAGE	FILETAGE FEMELLE BSPP	DIMENSIONS				RÉFÉRENCE LAITON NICKELÉ	RÉFÉRENCE INOX 316L
					A	B	E	Lmax		
1/2"	3	2,8 - 5,5	0	1/2"	24,0	24,0	22,2	35,3	ADCCN0500G050NPN	ADCCN0500G050SSN
1/2"	4	4,5 - 8,5	1	1/2"	24,0	24,0	22,2	34,2	ADCCN0501G050NPN	ADCCN0501G050SSN
1/2"	5	7,0 - 12,0	2	1/2"	24,0	24,0	22,2	37,4	ADCCN0502G050NPN	ADCCN0502G050SSN
1/2"	6	10,0 - 15,5	3	1/2"	24,0	24,0	22,2	41,5	ADCCN0503G050NPN	ADCCN0503G050SSN
1/2"	6	10,0 - 15,5	3	3/4"	30,0	24,0	22,2	42,0	ADCCN0503G075NPN	ADCCN0503G075SSN
3/4"	6	10,0 - 16,0	2	3/4"	30,0	30,0	22,5	41,7	ADCCN0752G075NPN	ADCCN0752G075SSN
3/4"	7	13,5 - 20,5	3	3/4"	41,0	30,0	22,5	49,3	ADCCN0753G075NPN	ADCCN0753G075SSN
3/4"	7	13,5 - 20,5	3	1"	41,0	30,0	22,5	49,3	ADCCN0753G100NPN	ADCCN0753G100SSN
1"	7	13,5 - 20,5	2	1"	41,0	36,0	27,3	49,3	ADCCN1002G100NPN	ADCCN1002G100SSN
1"	8	18,0 - 26,0	3	1"	41,0	41,0	27,3	55,5	ADCCN1003G100NPN	ADCCN1003G100SSN
1"	8	18,0 - 26,0	3	1"1/4	48,0	41,0	27,3	55,6	ADCCN1003G125NPN	ADCCN1003G125SSN
1"1/4	8	18,0 - 27,5	2	1"1/4	48,0	44,0	28,0	59,5	ADCCN1252G125NPN	ADCCN1252G125SSN
1"1/4	9	23,0 - 34,0	3	1"1/4	48,0	48,0	28,0	59,5	ADCCN1253G125NPN	ADCCN1253G125SSN
1"1/4	9	23,0 - 34,0	3	1"1/2	55,0	48,0	28,0	59,7	ADCCN1253G150NPN	ADCCN1253G150SSN
1"1/2	9	23,0 - 34,0	1	1"1/2	55,0	51,0	28,5	59,7	ADCCN1501G150NPN	ADCCN1501G150SSN
1"1/2	10	29,0 - 41,0	2	1"1/2	55,0	55,0	28,5	62,6	ADCCN1502G150NPN	ADCCN1502G150SSN
2"	11	35,0 - 48,0	2	2"	64,0	64,0	29,2	63,5	ADCCN2002G200NPN	ADCCN2002G200SSN
2"	12	42,0 - 53,0	3	2"	72,0	72,0	29,2	69,0	ADCCN2003G200NPN	ADCCN2003G200SSN
2"	12	42,0 - 53,0	3	2"1/2	85,0	72,0	29,2	70,0	ADCCN2003G250NPN	ADCCN2003G250SSN
2"1/2	12	42,0 - 56,0	2	2"1/2	85,0	80,0	42,5	70,0	ADCCN2502G250NPN	ADCCN2502G250SSN
2"1/2	13	50,0 - 62,5	3	2"1/2	85,0	85,0	42,5	75,8	ADCCN2503G250NPN	ADCCN2503G250SSN
2"1/2	13	50,0 - 62,5	3	3"	95,0	85,0	42,5	75,8	ADCCN2503G300NPN	ADCCN2503G300SSN
3"	14	58,0 - 74,0	2	3"	95,0	95,0	44,0	80,2	ADCCN3002G300NPN	ADCCN3002G300SSN
3"	15	66,0 - 78,0	3	3"	110,0	110,0	44,0	84,7	ADCCN3003G300NPN	ADCCN3003G300SSN
3"1/2	15	66,0 - 78,0	2	3"1/2	110,0	110,0	45,2	84,7	ADCCN3502G350NPN	ADCCN3502G350SSN
3"1/2	16	75,0 - 92,0	3	3"1/2	120,0	120,0	45,2	87,3	ADCCN3503G350NPN	ADCCN3503G350SSN
4"	17	85,0 - 104,0	3	4"	135,0	135,0	46,5	91,2	ADCCN4003G400NPN	ADCCN4003G400SSN

Toutes dimensions en mm.